



**Start moving.**


**The new  
SEAT Ibiza.**

# Your technical bit.

## Data & equipment.

At SEAT Service, we offer comprehensive inspections by skilled professionals based on the age and mileage of your car.

You'll be assured that your vehicle is in optimal condition, as our professionals perform all the services included in the SEAT Maintenance Programme – using only SEAT Genuine parts.



# The technical bit.

<b>Safety</b>	Reference	Style	Xcellence	FR
Tool kit	■	■	■	■
iSOFIX + Top Tether Anchors in side rear seats (1+1)	■	■	■	■
Anti-lock brake system (ABS)	■	■	■	■
Front airbags (driver & co-driver)	■	■	■	■
Height adjustable rear headrests (2)	■	■	■	■
Rear drum brakes <sup>1</sup>	■	■	■	■
Seat belt reminders	■	■	■	■
Three points front safety belts	■	■	■	■
Three points rear safety belts	■	■	■	■
Tyre fit	■	■	■	■
Central locking system	■	■	-	■
KESSY Keyless w/o safe	-	●	■	●
KESSY Keyless with safe	-	● <sup>2</sup>	● <sup>2</sup>	● <sup>2</sup>
Rear Park Assist	●	●	■	●
<b>Vision Pack:</b> Park distance control (front & rear)	-	●	●	●
<b>Vision plus Pack:</b> Park distance control (front & rear) + Rear view camera	-	●	●	●
<b>Safety Pack: (EU28)</b> Electronic Stability Control (ESC) Front Assist incl. autonomous emergency braking system, without ACC Three rear head restraints Board computer Driver and front passenger airbag with passenger airbag deactivation Side airbag in front, with curtain airbag Tyre pressure monitoring system Hill hold control 3-point seat belts, outer rear with ECE label Speed limiter without cruise control system Windshield wiper intermittent control with photosensor Three points front safety belts Seat belt reminder, electric contact in the buckle, advanced safety equipment Separate daytime running lights with automatic headlamp activation	●	●	●	●
<b>Adaptive Cruise Control:</b> Front Assist incl. autonomous emergency braking system for ACC high Tiredness Recognition Board computer plus	-	● <sup>3</sup>	● <sup>3</sup>	● <sup>3</sup>

■ Standard  
● Optional  
- Not available

<sup>1</sup> Disk brakes for engines with > 100HP.

<sup>2</sup> Requires alarm - WAS.

<sup>3</sup> Stop&Go function with DSG Gearbox.

Not compatible with 1.0 MPI / 1.6 MPI Engines.

<sup>4</sup> Includes reading lights in ceiling.

Requires Radio with Bluetooth®.

<sup>5</sup> Not available with CNG engine.

<sup>6</sup> Only available for Engines > 100HP.

<sup>7</sup> Only available for Beatsaudio™.

<sup>8</sup> Fog lamps frame painted: Xcellence:

Atom grey - FR: Brilliant black.

<sup>9</sup> In Style includes chromed waist moulding.

<sup>10</sup> Requires Spare Wheel.

<sup>11</sup> Requires rear power windows & Safety Pack.

<sup>12</sup> Includes box under co-driver seat.

<b>Exterior</b>	Reference	Style	Xcellence	FR
Panoramic Sunroof <sup>5</sup>	●	●	●	●
Body-colored bumpers	■	■	■	-
FR sport bumpers	-	-	-	■
Upper front grill in glossy black	■	-	-	-
Upper front grill in chrome	-	■	■	■
Steel wheels 14" Reference	■	-	-	-
Steel wheels 15" Urban	●	■	-	-
Alloy wheels 15" Enjoy	●	●	■	-
Alloy wheels 16" Design	-	●	-	-
Alloy wheels 16" Design Machined	-	-	●	-
Alloy wheels 17" Dynamic	-	-	-	■
Alloy wheels 17" Dynamic Machined	-	-	●	-
Alloy wheels 18" Performance <sup>5</sup>	-	-	-	●
All season tyres + 15" Steel wheels	●	●	-	-
All season tyres + 15" Alloy wheels	●	●	●	-
Red calipers <sup>6</sup>	-	-	-	● <sup>6</sup>
Wheel bolts with anti-theft protection (unlockable)	●	●	●	●
Spare wheel with original steel wheel size <sup>5</sup>	●	●	●	-
Reduced spare wheel 14" <sup>5</sup>	●	●	●	●
Reduced spare wheel 15" <sup>5</sup>	-	●	●	●
Emergency spare wheel (minimized) -18" <sup>5</sup>	-	● <sup>7</sup>	● <sup>7</sup>	● <sup>7</sup>
Twin halogen headlights with halogen Daytime Running Lights	■	■	-	-
Halogen Taillights	■	■	-	-
LED Taillights	-	-	■	■
Rear fog light	■	■	■	■
Front fog lamps with cornering function	●	●	■ <sup>8</sup>	■ <sup>8</sup>
Full Front LED lights + Rear LED + Licence plate LED + Interior Ambient Light	-	●	-	-
Full Front LED lights + Licence plate LED	-	-	●	●
Light pack [DRL LED lights + Rear LED + Foot & Console ambient light]	-	●	■	■
Dark tinted windows	-	● <sup>9</sup>	●	●
<b>Towing device</b> <sup>5, 10</sup> : Tool kit and jack Trailer hitch, removable and lockable	●	●	●	●
<b>Towing device preparation:</b> Trailer hitch preparation	●	●	●	●
<b>Car film protection:</b> Transport protection film	●	●	●	●

<b>Interior</b>	Reference	Style	Xcellence	FR
Multi-function steering wheel	-	■	-	-
Leather multi-function steering wheel with "X" pin	-	-	■	-
Leather multi-function sports steering wheel with "FR" pin	-	-	-	■
Left-hand drive vehicle	■	■	■	■
Right hand drive	●	●	●	●
Comfort Reference seats	■	-	-	-
Foldable rear seats (Not splitting)	■	-	-	-
Comfort Style seats	-	■	-	-
Xcellence seats	-	-	■	-
FR seats	-	-	-	■
Split & foldable rear seats	●	■	■	■
Luggage pockets on backrest front seats	-	-	■	-
<b>Luxe Pack:</b> Comfort seats in front Alcantara® black seats Interior door side trim panel with textile + Dashboard in simil leather Three rear head restraints	-	-	● <sup>11</sup>	● <sup>11</sup>
Height adjustable driver seat	■	■	-	-
Height-adjustable front seats (Driver & Co-Driver)	-	-	■	■
Chrome pack High	-	-	■	■
Interior door and side trim panel with textile and decorative moulding	-	-	■	■
<b>Storage Pack:</b> Drawer under left front seat Front center armrest	-	●	■	●
<b>Double floor Pack:</b> <sup>5</sup> Drawers under front seats Mounting fixture in luggage compartment Plane rear cargo area	-	● <sup>12</sup>	● <sup>12</sup>	● <sup>12</sup>
Smoker pack	●	●	●	●
Foldable trunk cover	■	■	■	■
Leather gearshift knob	-	-	■	■
Leather handbrake	-	-	■	■
<b>Gloss Pack:</b> Dashboard/door panel in Glossy black	-	-	●	-
<b>Leather Pack:</b> Chrome pack High Board computer plus Leather gearshift knob Leather multi-function steering wheel Leather hand brake	-	●	-	-
<b>Red belts:</b> Center rear 3-point seat belt in Red 3-point seat belts in front in Red 3-point seat belts, outer in Red	-	-	-	●
Without board computer	■	-	-	-

Interior	Reference	Style	Xcellence	FR
Board computer <sup>12</sup>	-	■	-	-
Board computer Plus	-	-	■	■
<b>Color &amp; Trim Style:</b> Driver and Co-driver sunvisors with mirrors and card-holder only for driver Chrome pack basic Door handles & mirror case painted in body colour STYLE Comfort seats Upper front grill frame chromed	-	■	-	-
<b>Color &amp; Trim XCELLENCE:</b> Chromed instrument pannel Chromed side window frame Door handels painted in body colour & mirror case painted in Atom Grey Net on central console passenger Gear-knob decorative inserts/Bag stitching in Mystic Greenhouse black Driver and Co-driver sunvisors with mirrors and card-holder only for driver Atom Grey decorative inserts in front fog lamps frame Upper front grill frame chromed XCELLENCE seats	-	-	■	-
<b>Color &amp; Trim FR:</b> Rear spoiler FR Driver and Co-driver sunvisors with mirrors and card-holder only for driver Chromed instrument pannel Painted side window frame Brilliant black FR logo Door handles painted in body colour & mirror case painted in Glossy Black Net on central console passenger FR sports seats Gear-knob decorative inserts/Bag stitching in Red Glossy Black decorative inserts in front fog lamps frame Upper front grill frame chromed	-	-	-	■
<b>Electronic</b>				
<b>Driver Pack<sup>13</sup>:</b> Tiredness Recognition System Cruise Control	●	●	■	■
Electrically adjustable door mirrors	■	■	-	-
Electrically adjustable and heated door mirrors	-	-	■	■

■ Standard  
● Optional  
- Not available

<sup>12</sup> Required for CNG engine.

<sup>13</sup> Requires Multifunction steering wheel & Safety packs WSF/PSA.

<sup>14</sup> Requires Board computer or Safety pack (includes 1 SD Card in Fascia).

<sup>15</sup> Includes 1 SD Card in Fascia.

<sup>16</sup> Includes 1 SD Card + 1 CD player in Glovebox.

<sup>17</sup> Includes 2 SD Card + 1 CD player in Glovebox.

<sup>18</sup> In Reference only for fleets.

<sup>19</sup> Requires Media System Plus or Navigation System.

<sup>20</sup> Requires Infotainment system.

<sup>21</sup> Not available with CNG engine.

<sup>22</sup> GSM Amplifier not available in all markets.

<sup>23</sup> Not compatible with CNG engines. Spare wheel as optional only PG6.

<sup>24</sup> Compatible with Qi Technology Requires Media System Plus or Navigation System.

<sup>25</sup> Not compatible with 1.0 MPI / 1.6 MPI Engines (includes SEAT Drive profile).

<sup>26</sup> Profiles pre-set: Comfort, Eco, Sport, & Individual. Not compatible with 1.0 MPI / 1.6 MPI Engines.

Electronic	Reference	Style	Xcellence	FR
Rear power windows	●	●	●	●
Rear window wiper and washer system with intermitent control	■	■	■	■
Manual dimming interior rear view mirror	■	■	■	■
<b>Electronic Pack:</b> Separate daytime running lights with automatic headlamp activation and Coming Home feature Breakaway interior rearview mirror, auto-dimming Windshield wiper intermittent control with light/rain sensor Exterior mirrors, power-folding and power-adjustable/heated	-	●	●	●
Electronic vehicle immobilization device	■	■	■	■
Front power windows with comfort operation and circuit breaker. Mechanical window regulators rear	■	■	■	■
Single-tone horn	■	■	■	■
Windshield wiper with intermittent control and potentiometer (four speeds)	■	■	■	■
Air conditioning	●	■	■	■
Dust and pollen filter	●	■	■	■
Climatronic BI-Zone + Air Care	-	●	●	●
2 foldable keys with remote control function	■	■	■	■
<b>Alarm:</b> Anti-theft alarm system, interior monitoring, backup horn, and towing protection Radio remote controlled central locking operated from inside and safe securing	●	●	●	●
Front reading lights driver/co-driver	-	■	■	■
Interior light in footwell & Central Console & Door pannel	-	-	■	■
6 speakers	-	■	■	■
AUX-in jack and 1 USB port	-	■	■	■
Bluetooth®	-	■	■	■
Car stereo preinstallation + antitheft roof antenna	-	■	■	■
<b>Media System Touch:</b> 4 speakers 1 SD slot AUX-in jack and 1 USB port Car stereo preinstallation + antitheft roof antenna Media system Touch 5"	●	-	-	-
<b>Connect Pack:</b> Multi-function steering wheel 4 speakers 1 SD slot AUX-in jack and 1 USB port Bluetooth® Car stereo preinstallation + antitheft roof antenna Media system Touch 5"	● <sup>14</sup>	-	-	-

Electronic	Reference	Style	Xcellence	FR
<b>5" Media System Colour<sup>12 15</sup>:</b> Multi-function steering wheel 6 speakers 1 SD slot Media-system colour 5" AUX-in jack and 1 USB port Bluetooth® Car stereo preinstallation + antitheft roof antenna	●	■	■	■
<b>8" Media System Plus:</b> Bluetooth® AUX-in jack and 2 USB ports Antenna for AM/FM reception, "diversity" Board computer plus 6 speakers 1 SD slot Media System Plus 8" Black pannel Voice control	-	● <sup>16</sup>	● <sup>16</sup>	● <sup>16</sup>
<b>Navigation System<sup>17</sup>:</b> Bluetooth® AUX-in jack and 2 USB ports Antenna for AM/FM reception, "diversity" Navigation System - standard Board computer plus 6 speakers 2 SD slot Media System Plus 8" Black pannel Voice control	● <sup>18</sup>	●	●	●
<b>Full Link Technology:</b> Includes MirrorLink™, Apple CarPlay™ and Android Auto™ AUX-in jack and 2 USB ports + Full link	-	● <sup>19</sup>	● <sup>19</sup>	● <sup>19</sup>
<b>DAB - Digital radio<sup>20</sup>:</b> Digital radio reception	●	●	●	●
<b>BeatsAudio™<sup>21</sup>:</b> 300W Amplifier: 6 premium speakers + 1 Subwoofer	-	● <sup>22</sup>	● <sup>22</sup>	● <sup>22</sup>
<b>Connectivity Box:</b> Wireless charger + GSM Amplifier <sup>23</sup>	-	● <sup>24</sup>	● <sup>24</sup>	● <sup>24</sup>
<b>Navigation Maps:</b> SD card with map updates for 1 year	●	●	●	●
<b>Navigation Maps with Mapcare:</b> SD card with Mapcare (3 years - 6 updates)	●	●	●	●
Dual Ride (Switchable suspension) <sup>21</sup>	-	-	-	● <sup>25</sup>
SEAT Drive Profile <sup>21</sup>	-	● <sup>26</sup>	● <sup>26</sup>	■ <sup>26</sup>
<b>Winter Pack:</b> Heated washer nozzles in front Seat heater for front seats separately controlled Height-adjustable front seats (Driver & Co-Driver)	●	●	●	●

# Accessories.

## Performance

Diamond Cut in Piano Black 18" alloy wheel	6F0071498
Hub cap - Desire Red	6F0071409C 0X1
Hub cap - Mystery Blue	6F0071409C W5L
Diamond Cut in Piano Black 17" alloy wheel	6F0071497
Center insert - Silver	6F0071409D
Center insert - Desire Red	6F0071409B
Center insert - Mystic Magenta	6F0071409A
Center insert - Mystery Blue	6F0071409
Anti-theft screws for rims	000071510A
Front styling kit	6F0071606 GRU
Side skirts	6F0071685 GRU
Rear Bumper Diffuser	6F0071611 9B9
Rear Spoiler	6F0071640 GRU

## Exterior

Chromed hatchback moulding	6F0071360
Black hatchback moulding	6F0071360A
Exterior mirror covers - Piano Black	6F0072530 041
Exterior mirror covers - Desire Red	6F0072530 0X1
Exterior mirror covers - Mystic Magenta	6F0072530 S4Y
Exterior mirror covers - Mystery Blue	6F0072530 W5L

## Interior

Additional interior mirror	000084418A
Interior mirror - Black	6F0072540 041
Interior mirror - Desire Red	6F0072540 0X1
Interior mirror - Mystic Magenta	6F0072540 S4Y
Interior mirror - Mystery Blue	6F0072540 W5L
Internal mirror electrochromed - Black	6F0072540A 041
Internal mirror electrochromed - Desire Red	6F0072540A 0X1
Internal mirror electrochromed - Mystic Magenta	6F0072540A S4Y
Internal mirror electrochromed - Mystery Blue	6F0072540A W5L
Center console mats "Barcelona streets" - Set of 4 mats	6F0061169
Center console mats "Barcelona streets" - Set of 3 mats	6F0061169A
Spherical cup holder	1SL061129A
Net between seats - Black	6F0017221A
Net between seats - Desire Red	6F0017221B 0X1
Net between seats - Mystic Magenta	6F0017221B S4Y
Net between seats - Mystery Blue	6F0017221B W5L

## Interior

Foil side sills	6F0071310
Illuminated side sills	6J0071691C
Side sun shades	6F0064365
Rear sun shades	6F0064365A
Espresso machine	000069641

## Sport customization

Steering wheel	6F0072390 0X1
Gear knob 5 sp	6F0064230 0X1
Gear knob 6 sp	6F0064230A 0X1
Key cover	6F0087013C
Pedals	6F0064200 0X1
Footrest	6F0071750A 0X1
Floor mats	6F1863011C LOE
Floor mats (Right hand drive vehicles)	6F2863011C LOE
Inox side sills	6F0071691
Exterior sticker	6F0071316C

## Urban Tech customization

Steering wheel	6F0072390 W5L
Gear knob 5 sp	6F0064230 W5L
Gear knob 6 sp	6F0064230A W5L
Key cover	6F0087013B
Pedals	6F0064200 W5L
Footrest	6F0071750A W5L
Floor mats	6F1863011B LOE
Floor mats (Right hand drive vehicles)	6F2863011B LOE
Inox side sills	6F0071691A
Exterior sticker	6F0071316B

## Trend customization

Steering wheel	6F0072390 S4Y
Gear knob 5 sp	6F0064230 S4Y
Gear knob 6 sp	6F0064230A S4Y
Key cover	6F0087013A
Pedals	6F0064200 S4Y
Footrest	6F0071750A S4Y
Floor mats	6F1863011A LOE
Floor mats (Right hand drive vehicles)	6F2863011A LOE
Inox side sills	6F0071691B
Exterior sticker	6F0071316A

## Transport

Surf rack	000071120HA
Ski rack - 4 pairs	000071129J
Ski rack - 6 pairs	000071129K
Roof box - 400l	000071200T
Roof box - 420l	000071200AB
Roof box - 450l	000071180A
Roof Bars	6F0071151 - 6F0071151A
Bike rack	5F9071128
Electric kit with pre-installation	6F0055204
Electric kit without pre-installation	6F1055204A
Electric kit without pre-installation (Right hand drive vehicles)	6F2055204A
Tow bar	6F0803881
Towing bike rack	000071128G
Towing ski rack	000071129L

## Protection

Front mud flaps	6F0075111
Rear mud flaps	6F0075101
Tyre cover	000071770C
Black car cover	6F0061701A
Rear bumper protective film	6F0071363
Key cover - FR	000087013AE
Key cover - SEAT Logo	000087013AF
Key cover - CUPRA	000087013AJ
Rubber mats	6F1061500 041
Rubber mats (Right hand drive vehicles)	6F2061500 041
Textile mats Trail	6F1061675 041
Textile mats Serie	6F1863011 LOE
Textile mats Serie (Right hand drive vehicles)	6F2863011 LOE
Textile mats Velpic®	6F1061675A 041
Boot organizer	575061205A
Separation grille	6F0017221
Foam boot tray	6F0061180
Semi rigid boot tray	6F0061180A
Reversible boot mat without double level	6F0061210
High walls boot tray	6F0061201

**Infotainment**

GPS Ultra	000051818CG
Holder with magnetic suction cup	000051991K
Nextbase 101 Elite	000054731A
Parrot® MiniKit Neo 2 HD - Black	000051473AE041
Parrot® MiniKit Neo 2 HD - Blue	000051473AENBP
Parrot® MiniKit Neo 2 HD - Red	000051473AES3H
Parrot® MiniKit Neo 2 HD - Green	000051473AES6A
Start 42 EU 23 countries (Lifetime maps)	000051818AQ
Start 62 EU 45 (Lifetime maps)	000051818CE
GO 520 EU 45 (Lifetime maps)	000051818CJ
GO 620 EU 45 (Lifetime maps)	000051818CK
GO 5200 EU 45 (Lifetime maps)	000051818CL
GO 6200 EU 45 (Lifetime maps)	000051818CM
Twonav Anima+ GPS	000051818CH
Universal magnetic mount	000061129F
Navlet 7i Full Hd Tablet + GPS	000063500M
SEAT Full Link	5F0054830
Tetrax XWAY	000096320GMAAA
Tetrax SMART	000096320GMAAB
Tetrax FIX	000096320GMAAC

**Security**








Peke G0 Plus	000019907
Seat Fair G0/1 S iSOFiX	000019230J
Seat Peke G1 iSOFiX Duo Plus	000019909
Seat Peke G3 Plus	000019906E
Seat Peke G3 Kidfix	000019904
Child safety Kidfix XP	000019906M
iSOFiX Base	000019230H
Top Tether Safety Belt	3R0019900
9,900 mAh battery jump starter	000051763F
15,000 mAh battery jump starter + charger	000051763H
Warning triangle	000093056A
2 Emergency triangle pack	000093600C
Fluorescent vest	000093056J
Safety Pack (triangles + vest)	000093990R
Triangle fastening support	6K0860265
First-aid kit	6L0093000

**Snow chains:**

Autosock (185/70 R14)	000091375AE
Autosock (185/65 R15)	000091375AE
Autosock (195/55 R16)	000091375AE
Autosock (215/45 R17)	000091301B
Autosock (215/40 R18)	000091301B
Turisport (185/70 R14)	000091303C
Turisport (185/65 R15)	000091303D
Easygrip (185/70 R14)	000091375H
Easygrip (185/65 R15)	000091375G
Easygrip (195/55 R16)	000091375EM

**Maintenance**

Insect remover	000096320FRABH
Interior cleaner	000096320FRABK
Dashboard Cleaner	000096320FRABM
300ml concentrated shampoo	000096320GFAAB
300ml windscreen wash	000096320GFAAD
Summer Maintenance Kit	000096354B
Touch-up pencil Candy White	000098500L B9A
Touch-up pencil Mediterranean Blue	000098500LM511
Touch-up pencil Mystic Magenta	000098500LMS4Y
Touch-up pencil Eclipse Orange	000098500LMW2Y
Touch-up pencil Mystery Blue	000098500LMW5L
Touch-up pencil Desire Red	000098500LMOX1
Touch-up pencil Urban Silver	000098500LMZ7G
Touch-up pencil Pirineos Grey	000098500LMX7R
Touch-up pencil Midnight Black	000098500LMY9T
Touch-up pencil Nevada White	000098500LMS9R

Child car seats	Age (approximate)	Weight	Orientation
Peke G0 Plus	Up to 15 months	Up to 13 kg	
Seat Fair G0/1 S iSOFiX	Up to 4 years	Up to 18 kg	 
Seat Peke G1 iSOFiX Duo Plus	9 months to 4 years	9 to 18 kg	
Seat Peke G3 Plus	4 to 12 years	15 to 36 kg	
Seat Peke G3 Kidfix	4 to 12 years	15 to 36 kg	
Child safety Kidfix XP	4 to 12 years	15 to 36 kg	

# Engine specs.

Engine	1.0 MPI 65 HP (48 kW) Start/Stop	1.0 MPI 75 HP (55 kW) Start/Stop	1.0 EcoTSI 95 HP (70 kW) Start/Stop	1.0 EcoTSI 115 HP (85 kW) Start/Stop DQ Start/Stop	1.5 TSI EVO 150 HP (110 kW) Start/Stop	1.6 MPI 110 HP (81 kW)   AQ	1.0 TGI 90 HP (66 kW) Start/Stop
Cylinder/Valve (total)	3/12	3/12	4/16	3/12	4 / 16	4/16	3 / 12
Displacement (cc)	999	999	1598	999	1498	1598	999
Cylinder bore and stroke (mm)	74.5 × 76.4	74.5×76.4	76.5×86.9	74.5 × 76.4	74.5 × 85.9	76.5 × 86.9	74.5 × 76.4
Compression ratio	10.5	10.5	10.5	10,5	10,5	10.5	10,5
Maximum power (KW [HP]/rpm)	48 (65) / 5000-6000	55 (75)/6200	81 (110)/5800	85 (115) / 5000-5500	110 (150) / 5000-6000	81 (110) / 5800	66 (90) / 4500-5800
Maximum torque (Nm/rpm)	95 / 3000-4300	95/3000-4300	155/3800-4000	200 / 2000-3500	250 / 1500-3500	155 / 3800-4000	160 / 1900-3500
Fuel supply system	Multipoint injection	Multipoint injection	Multipoint injection	TSI-Direct Injection	TSI-Direct Injection	Multipoint injection	TSI-Direct Injection / CNG mode: Multipoint injection
Ignition	Positiv Ignition (Electronic map-controlled ignition)						
Atmospheric/Supercharged	Natural aspirated	Natural aspirated	Natural aspirated	Turbo charged	Turbo charged	Natural aspirated	Turbo charged
Fuel type	ROZ 95	ROZ 95	ROZ 95	ROZ 95	ROZ 95	ROZ 95	ROZ 95 / CNG
Oil capacity in initial fill (l)	3.7	3.7	4.3	4,3	4,8	4.3	4,3
<b>Performance</b>							
Maximum speed (km/h)	162 (5a)	167 (4a)	182 (a)	195 (5a)   193 (6a)	215 (5a)	190   192	180 (5a)
Acceleration 0-80 km/h (s)	9.9	9.5	7.2	6.4   6.5	5,6	7.0   7.2	7,9
Acceleration 0-100 km/h (s)	15.2	14.7	10.9	9.3   9.5	7,9	10.4   10.8	12,1
Acceleration 80-120 km/h (s)	23.5	17.3	10.9	10.9   11	9,1	17.9   15.1	19,4
Acceleration 1000 m (s)	36.6	36.1	32.8	30.8   31.4	30,6	32.1   32.4	34
<b>Fuel consumption</b>							
Urban (l/100 km)	6.0	6.0	5.8	5.8   5.6	6,2	8.2   8.1	6.3 - 6.3
Extra urban (l/100 km)	4.3	4.3	4.1	4.1   4.2	4,2	4.7	4.3 - 4.1
Combined (l/100 km)	4.9	4.9	4.7	4,7	4,9	6.0	5.0 - 4.9
<b>CO<sub>2</sub> mass emission</b>							
CO <sub>2</sub> Urban (g/km)	137	137	130	132   128	142	189   191	143 - 112
CO <sub>2</sub> Extra Urban (g/km)	98	98	92	94   96	95	110   111	97 - 74
CO <sub>2</sub> Combined (g/km)	112	112	106	108	112	139   140	114 - 88
<b>Transmission</b>							
Gearbox type	MQ200-5F	MQ200-5F	MQ200-5F	MQ200-6F GA   DQ200-7F	MQ250-6F	MQ200-5F   AQ160-6F	MQ200-5F
Ratios	I	3.769	3.769	3.769	3.769   3.765	3,778	3.455   4.670
	II	1.955	1.955	1.955	1.955   2.273	2,118	1.955   2.530
	III	1.212	1.212	1.281	1.281   1.531	1,36	1.281   1.556
	IV	0.881	0.881	0.927	0.973   1.122	1,029	0.881   1.130
	V	0.740	0.740	0.740	0.778   1.176	0,857	0.673   0.859
	VI	-	-	-	0.642   0.951	0,733	-   0.686
	VII	-	-	-	-   0.795	-	-
	R	3.454	3.454	3.181	3.181   4.168	3,6	3.181   3.394
Group 1 ratio	4.929	4.929	3.625	3.789   4.438	3,389	4.357   3.684	3,933

Transmission	1.0 MPI 65 HP (48 kW) Start/Stop	1.0 MPI 75 HP (55 kW) Start/Stop	1.0 EcoTSI 95 HP (70 kW) Start/Stop	1.0 EcoTSI 115 HP (85 kW) Start/Stop DQ Start/Stop	1.5 TSI EVO 150 HP (110 kW) Start/Stop	1.6 MPI 110 HP (81 kW)   AQ	1.0 TGI 90 HP (66 kW) Start/Stop
Group 2 ratio	-	-	-	-   3.227	-	-	-
Group 3 ratio	-	-	-	-   4.173	-	-	-
Speed 1000 rpm in IV/V/VI/VII (km/h)	26.0 / 31.0	26.0 / 31.0	33.6 / 42.1	31.0 / 38.7 / 47.0   22.9 / 30.1 / 37.2 / 44.5	32.7 / 39.3 / 45.9	29.7 / 38.9   27.4 / 36.1 / 45.2	32.6 / 42.7 / - / - / -
<b>Chassis</b>							
Front suspension	Independent type McPherson - coil springs - hydraulic shock absorber [Variable shock absorber settings (switchable shock absorber)]						
Rear suspension	Semirigid axle, coil springs and hydraulic shock absorber [Variable shock absorber settings (switchable shock absorber)]						
Steering System	C-EPS (Column Electric Power System)						
Turning diameter (m)	10.6						
Brake system	ESC Standard (including HHC, EBA, TCS, EDS, RKA, XDS), ABS Option for no EU6 Motor						
Front/Rear break type	Ventilated front brakes/Drum-Disc brakes in rear axle						
Front brakes (mm)	Ø 256x22	Ø 256x22	Ø 256x22	Ø 276x24	Ø 276x24	Ø 276x24	Ø 256x22
Rear brakes (mm)	TB203x38	TB203x38	TB228x42	Ø 230X9	Ø 230X9	Ø 230X9	TB228x42
<b>Wheels</b>							
Rims	5Jx14 ET38 5.5Jx15 ET40 6.5Jx16 ET47 7Jx17 ET51 7Jx18 ET51	5Jx14 ET38 5.5Jx15 ET40 6.5Jx16 ET47 7Jx17 ET51 7Jx18 ET51	5Jx14 ET38 5.5Jx15 ET40 6.5Jx16 ET47 7Jx17 ET51 7Jx18 ET51	5.5JX15 ET40 6.5JX16 ET47 7JX17 ET51 7JX18 ET51	5.5JX15 ET40 6.5JX16 ET47 7JX17 ET51 7JX18 ET51	5.5Jx15 ET40 6.5Jx16 ET47 7Jx17 ET51 7Jx18 ET51	5Jx14 ET38 5.5Jx15 ET40 6.5Jx16 ET47 7Jx17 ET51 7Jx18 ET51
Tyres	185/70 R14 88H 185/65 R15 88H 185/65 R15 88V 195/55 R16 91W XL 215/45 R17 91W XL 215/40 R18 91W XL	185/70 R14 88H 185/65 R15 88H 185/65 R15 88V 195/55 R16 91W XL 215/45 R17 91W XL 215/40 R18 91W XL	185/70 R14 88H 185/65 R15 88H 185/65 R15 88V 195/55 R16 91W XL 215/45 R17 91W XL 215/40 R18 91W XL	185/65 R15 88H 185/65 R15 88V 195/55 R16 91V XL 215/45 R17 91W XL 215/40 R18 91W XL	185/65 R15 88V 195/55 R16 91V XL 215/45 R17 91W XL 215/40 R18 91W XL	185/65 R15 88H 185/65 R15 88V 195/55 R16 91V XL 215/45 R17 91W XL 215/40 R18 91W XL	185/70 R14 88H 185/65 R15 88H 185/65 R15 88V 195/55 R16 91V XL 215/45 R17 91W XL 215/40 R18 91W XL
<b>Dimensions</b>							
Body type	5P						
Length/width/height (mm)	4059/1780/1444						
Wheelbase (mm)	2564						
Track front/rear (mm)	1525/1505						
Boot capacity (l)	355						
Fuel tank capacity (l)	40						
<b>Weights</b>							
In running order with driver (kg)	1091	1085   1091	1122	1140   1164	1184	1123   1153	1239
Maximum weight with driver (kg) Front/Rear	650 / 441	644 / 441   650 / 441	677 / 445	695 / 445   719 / 445	736 / 448	674 / 449   709 / 444	678 / 561
Maximum weight allowed (kg)	1510 / 1530 / 1570 * 1570 / 1610 *	1500 / 1520 / 1560 / 1600   1510 / 1530 / 1570 / 1610 *	1540 - 1640 *	1560 / 1580 / 1620 / 1660 *   1580 / 1600 / 1640 / 1680 *	1600 / 1620 / 1660 / 1700 *	1530 / 1550 / 1590 / 1630 *   1570 / 1590 / 1630 / 1670 *	1640*
Maximum weight without brake (kg)	540	580   540	560	570   580	590	560   570	-
Maximum weight w/brake 8% (kg)	1000	1000	1100	1200	1200	1100	-
Maximum weight w/brake 12% (kg)	800	800	1000	1100	1200	1000	-

\* MMTA varia en función del acabado comercial



Engine	1.6 TDI 80 HP (59 KW) Start/Stop	1.6 TDI 95 HP (70 KW) Start/Stop   DSG Start/Stop	1.6 TDI 115 HP (85 KW) Start/Stop
Cylinder/Valve (total)	4 / 16	4 / 16	4 / 16
Displacement (cc)	1598	1598	1598
Cylinder bore and stroke (mm)	79.5 x 80.5	79.5 x 80.5	79.5 x 80.5
Compression ratio	16,2	16,2	16,2
Maximum power (KW [HP]/rpm)	59 (80) / 2700-4800	70 (95) / 2750-4600	85 (115) / 3250-4000
Maximum torque (Nm/rpm)	230 / 1400-2400	250 / 1500-2600	250 / 1500-3200
Fuel supply system	Direct injection: Common Rail		
Ignition	Compressed ignition	Compressed ignition	Compressed ignition
Atmospheric/Supercharged	Turbocharged	Turbocharged	Turbocharged
Fuel type	DIESEL	DIESEL	DIESEL
Oil capacity in initial fill (l)	5	5	5

#### Performance

Maximum speed (km/h)	172 (4a)	182 (4a)   180 (6a)	195 (6a)
Acceleration 0-80 km/h (s)	8,6	7,5   7,6	6,4
Acceleration 0-100 km/h (s)	13,3	11,3   11,5	9,6
Acceleration 80-120 km/h (s)	12,6	10,9   11,1	15,3
Acceleration 1000 m (s)	35,1	33,3   33,7	31,5

#### Fuel consumption

Urban (l/100 km)	4,5	4,4   -	-
Extra urban (l/100 km)	3,4	3,5   -	-
Combined (l/100 km)	3,8	3,8   3,9	4

#### CO<sub>2</sub> mass emission

CO <sub>2</sub> Urban (g/km)	115	113   -	-
CO <sub>2</sub> Extra Urban (g/km)	90	91   -	-
CO <sub>2</sub> Combined (g/km)	99	99   101	103

#### Transmission

Gearbox type		MQ250-5F	MQ250-5F   DQ200-7F	MQ250-6F
Ratios	I	3,778	3,778   3,500	3,778
	II	1,944	1,944   2,087	1,944
	III	1,185	1,185   1,343	1,269
	IV	0,816	0,816   0,933	0,971
	V	0,625	0,625   0,974	0,773
	VI	-	-   0,778	0,625
	VII	-	-   0,653	-
	R	3,600	3,600   3,721	3,6
Group 1 ratio		3,158	3,158   4,438	3,158
Group 2 ratio		-	-   3,227	-
Group 3 ratio		-	-   4,176	-
Speed 1000 rpm in IV/V/VI/VII (km/h)		43.8 / 57.2 / - / -	43.8 / 57.2 / - / -	-

Chassis	1.6 TDI 80 HP (59 KW) Start/Stop	1.6 TDI 95 HP (70 KW) Start/Stop   DSG Start/Stop	1.6 TDI 115 HP (85 KW) Start/Stop
Front suspension	Independent type McPherson - coil springs - hydraulic shock absorber [Variable shock absorber settings (switchable shock absorber)]		
Rear suspension	Semirigid axle, coil springs and hydraulic shock absorber [Variable shock absorber settings (switchable shock absorber)]		
Steering System	C-EPS (Column Electric Power System)		
Turning diameter (m)	10.6	-	-
Brake system	ESC Standard (including HHC, EBA, TCS, EDS, RKA, XDS), ABS Option for no EU6 Motor		
Front/Rear break type	Ventilated front brakes / Drum-Disc brakes in rear axle		
Front brakes (mm)	Ø 276x24	Ø 276x24	Ø 276x24
Rear brakes (mm)	TB203x38	TB228x42	Ø 230X9

#### Wheels

Rims	5.5Jx15 ET40 6.5Jx16 ET47 7Jx17 ET51 7Jx18 ET51	5.5Jx15 ET40 6.5Jx16 ET47 7Jx17 ET51 7Jx18 ET51	5.5Jx15 ET40 6.5Jx16 ET47 7Jx17 ET51 7Jx18 ET51
Tyres	185/65 R15 88H 185/65 R15 88V 195/55 R16 91V XL 215/45 R17 91W XL 215/40 R18 91W XL	185/65 R15 88H 185/65 R15 88V 195/55 R16 91V XL 215/45 R17 91W XL 215/40 R18 91W XL	185/65 R15 88H 185/65 R15 88V 195/55 R16 91V XL 215/45 R17 91W XL 215/40 R18 91W XL

#### Dimensions

Body type	5P
Length/width/height (mm)	4059 / 1780 / 1444
Wheelbase (mm)	2564
Track front/rear (mm)	1525 / 1505
Boot capacity (l)	355 (CNG 262)
Fuel tank capacity (l)	40

#### Weights

In running order with driver (kg)	1247	1253   1272	1258
Maximum weight with driver (kg) Front/Rear	790 / 457	792 / 461   812 / 460	798 / 460
Maximum weight allowed (kg)	1670 / 1710 / 1750 *	1670 / 1710 / 1750 *   1690 / 1730 / 1770 *	1680 / 1720 / 1760 *
Maximum weight without brake (kg)	620	620   630	620
Maximum weight w/brake 8% (kg)	1200	1200	1200
Maximum weight w/brake 12% (kg)	1000	1100	1200

\* MMTA varia en función del acabado comercial

# Dimensions.



● Optional  
- Not available  
\* PERMISSIBLE GROSS WEIGHT (MIN/MAX):  
The weight varies according to the defined suspension for the configured version

PETROL	Reference	Style	Xcellence	FR
1.0 MPI 65 HP (48 KW) Start/Stop	●	-	-	-
1.0 MPI 75 HP (55 KW) Start/Stop	●	●	●	-
1.6 MPI 110 HP (81 KW)	●	●	●	●
1.6 MPI 110 HP (81 KW) AO	●	●	●	●
1.0 EcoTSI 95 HP (70 KW) Start/Stop	●	●	●	●
1.0 EcoTSI 115 HP (85 KW) Start/Stop	-	●	●	●
1.0 EcoTSI 115 HP (85 KW) Q Start/Stop	●	●	●	●
1.5 TSI EVO 150 HP (110 KW) Start/Stop	-	-	-	●
CNG				
1.0 TGI 90 HP (66 KW) Start/Stop	●	●	●	●
DIESEL				
1.6 TDI 80 HP (59 KW) Start/Stop	●	●	●	-
1.6 TDI 95 HP (70 KW) Start/Stop	●	●	●	●
1.6 TDI 95 HP (70 KW) DQ Start/Stop	●	●	●	●
1.6 TDI 115 HP (85 KW) Start/Stop	-	●	●	●





SEAT is committed to a policy of continuous product development and reserves the right to make changes to specifications, colours and prices without notice. The information in this brochure can therefore be given as guidance only. While SEAT makes every effort to ensure that specifications are accurate at the time of publication, you should always check with your authorised SEAT Partner for the latest information. Due to limitations of the printing process the colours reproduced in this brochure may vary slightly from the actual paint colour and material. This vehicle and all its parts, as well as the original spares, were designed according to the Legal Regulations governing the prevention and minimisation of Environmental Impact, through the use of recycled/recyclable materials, with measures taken to achieve suitable recycling for the conservation and improvement of environmental quality.